

CREDIT OPINION

27 September 2023

Update



Send Your Feedback

RATINGS

EssilorLuxottica

Domicile	France
Long Term Rating	A2
Type	LT Issuer Rating - Fgn Curr
Outlook	Stable

Please see the [ratings section](#) at the end of this report for more information. The ratings and outlook shown reflect information as of the publication date.

Contacts

Lorenzo Re +39.02.9148.1123
VP-Senior Analyst
lorenzo.re@moodys.com

Massimo Campi +39.02.9148.1143
Associate Analyst
massimo.campi@moodys.com

Ivan Palacios +34.91.768.8229
Associate Managing Director
ivan.palacios@moodys.com

CLIENT SERVICES

Americas 1-212-553-1653

Asia Pacific 852-3551-3077

Japan 81-3-5408-4100

EMEA 44-20-7772-5454

EssilorLuxottica

Update to credit analysis

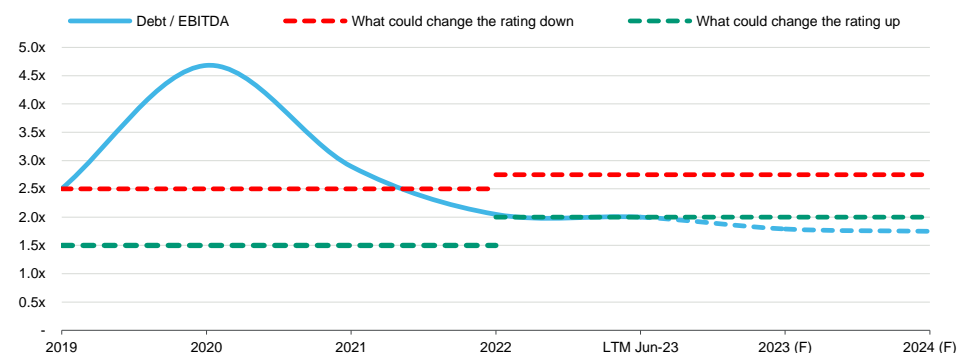
Summary

[EssilorLuxottica](#)'s A2 rating reflects its position as the global leader in the corrective lens and eyewear market, significantly ahead of its competitors, supported by strong brands and innovation capabilities, as well as its wide range of product offerings and vertical integration. The group's sales concentration in the eye care and eyewear business is mitigated by the favourable long-term dynamics in the industry.

Notwithstanding deteriorating macroeconomic conditions, including high inflation and low consumer confidence, we expect the company's operating profit and cash generation to remain solid, backed by the materialisation of synergies from the integration of GrandVision. Therefore, we expect the company's leverage to fall below 2.0x over the next 12-18 months, which positions the rating strongly at the current A2 level.

Exhibit 1

We expect EssilorLuxottica's leverage to fall below 2.0x over the next 12-18 months Moody's-adjusted leverage



The forecasts (F) are our opinion and do not represent the views of the issuer.

Source: Moody's Investors Service

Credit strengths

- » Large scale and leading global positions in the corrective lens and eyewear sectors
- » Vertical integration, covering all segments in the eye care and eyewear sectors
- » Strong innovation capabilities
- » Strengthened European retail network and more balanced geographical diversification following the GrandVision acquisition
- » Track record of solid operational performance and cash flow generation

Credit challenges

- » Some exposure to macroeconomic conditions and consumer sentiment because of the discretionary nature of some of its products
- » Cost inflation, which may strain margins
- » Active acquisition strategy, which could weaken the group's financial profile

Rating outlook

The stable outlook on the rating reflects our expectation that EssilorLuxottica's leverage, measured as Moody's-adjusted debt/EBITDA, will fall below 2.0x over the next one to two years, on the back of continued solid operating performance and the successful integration of EssilorLuxottica and GrandVision.

The company is committed to a prudent financial policy but does not have a public leverage target or dividend policy. Therefore, in the event of large acquisitions or cash dividend distributions, the company's leverage reduction could be hampered, limiting upward pressure on the rating.

Factors that could lead to an upgrade

Upward pressure on the A2 rating could develop if EssilorLuxottica:

- » successfully executes its integration plan, including GrandVision
- » commits to a higher rating and lower leverage, such that its Moody's-adjusted gross debt/EBITDA declines comfortably below 2.0x on a sustained basis
- » improves its retained cash flow (RCF)/net debt above 35%

Factors that could lead to a downgrade

Downward rating pressure could develop if EssilorLuxottica's:

- » performance weakens sharply
- » RCF/net debt declines below 25%
- » Moody's-adjusted gross debt/EBITDA remains above 2.75x for a prolonged period

This publication does not announce a credit rating action. For any credit ratings referenced in this publication, please see the issuer/deal page on <https://ratings.moody.com> for the most updated credit rating action information and rating history.

Key indicators

Exhibit 2

EssilorLuxottica

	Dec-19	Dec-20	Dec-21	Dec-22	LTM Jun-23	2023 (F)	2024 (F)
Revenue (€ million)	17,390	14,429	19,820	24,494	25,351	25,973	27,079
EBIT Margin %	11.5%	3.9%	12.6%	13.0%	13.0%	13.4%	13.8%
Debt / EBITDA	2.5x	4.7x	2.8x	2.0x	2.0x	1.8x	1.7x
RCF / Net Debt	40.6%	44.2%	34.4%	42.9%	44.7%	49.8%	40.7%
EBIT / Interest Expense	10.7x	3.7x	16.4x	17.8x	17.2x	18.5x	18.5x

The forecasts (F) are our opinion and do not represent the views of the issuer. All ratios are based on adjusted financial data and incorporate our Global Standard Adjustments for nonfinancial corporations.

Source: Moody's Financial Metrics™

Profile

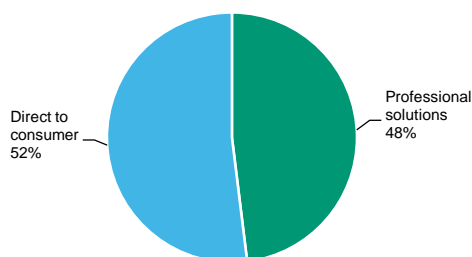
Headquartered in France, EssilorLuxottica is a global leader in the design, manufacturing and distribution of ophthalmic lenses, frames and eyewear. The group was created as a result of the integration of Essilor and Luxottica in 2018. EssilorLuxottica designs, manufactures and markets a wide range of lenses to improve and protect eyesight, as well as sunglasses and optical frames. It also develops and markets equipment, instruments and services for eye care professionals, and has leading positions in the eye care and eyewear retail market. EssilorLuxottica sells its products in more than 150 countries and has a network of 50 production facilities and more than 600 prescription lens laboratories and edging-mounting facilities.

EssilorLuxottica is a publicly traded company listed on the Euronext Paris market. Its main shareholder is Delfin — the holding company of the Del Vecchio family — with a 32.3% share as of year-end 2022. In 2022, EssilorLuxottica generated around €24.5 billion in revenue and close to €6.2 billion in EBITDA (Moody's-adjusted), and had more than 190,000 employees.

Exhibit 3

EssilorLuxottica is diversified across different distribution channels

Revenue breakdown by operating segment, 2022

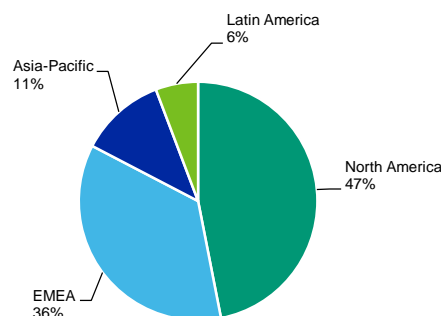


Source: EssilorLuxottica's 2022 annual report

Exhibit 4

EssilorLuxottica has a global presence

Revenue breakdown by geography, 2022



Source: EssilorLuxottica's 2022 annual report

Detailed credit considerations

Global leader in corrective lenses, frames and eyewear, with a strong distribution network

EssilorLuxottica benefits from its long-standing position as the global leader in the corrective lens and eyewear sectors, as well as its status as the most integrated group in the optical market. Its leading position and geographical spread give it an unparalleled scale within the corrective lenses and eyewear markets. The company significantly outpaces its main competitors in the optical lens and instruments market, namely Hoya Corporation and Carl Zeiss Vision, as well as Safilo S.p.A., [Marcolin S.p.A.](#) (B3 stable) and De Rigo S.p.A. in the eyewear and prescription frames market.

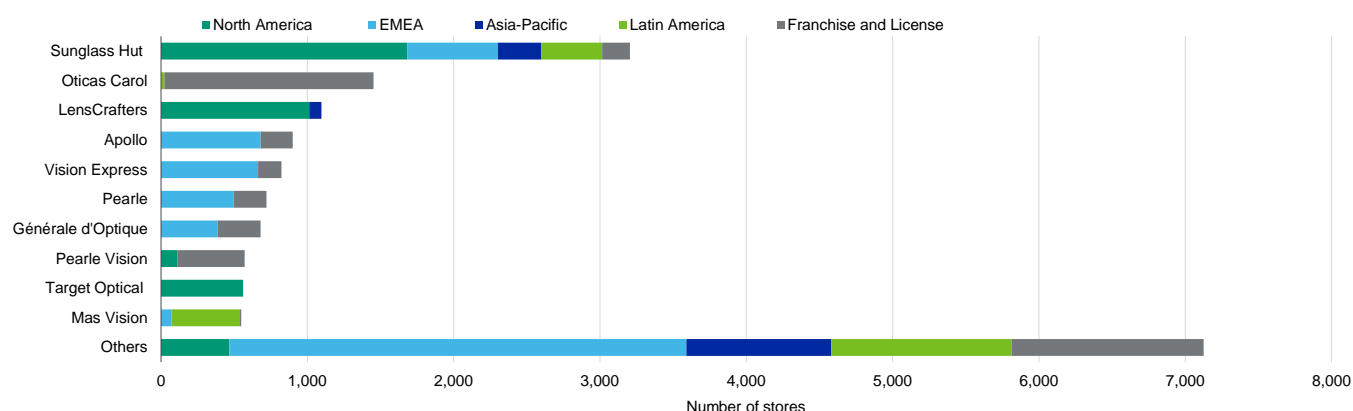
EssilorLuxottica holds strong positions in the value-added lens segments, such as photochromic and progressive lenses, with its leading brands, Transitions and Varilux. Its leadership position is intricately related to the group's strategic focus on R&D, which has historically represented 1.5%-2.0% of its sales. In the eyewear segment, EssilorLuxottica has a large portfolio of brands spanning the medium range to the premium end of the market, and comprising both proprietary brands, such as Ray-Ban, Oakley and Persol, as well as more than 20 licensed brands, including Prada, Armani, Chanel, Burberry and Ralph Lauren.

In addition to selling its products through the wholesale channel, the group is vertically integrated into retail distribution. The group comprised a network of around 13,400 directly owned stores and 4,300 franchised stores globally as of year-end 2022, operating under different international brands, such as LensCrafters and Sunglass Hut, or local banners, such as GMO and Salmoiraghi & Viganò. The retail division distributes both EssilorLuxottica's products and third-party eyewear, lenses and other ophthalmic products. In addition, the group operates e-commerce websites, which complement its retail and wholesale network sales.

Exhibit 5

Strong portfolio of retail brands with a large geographical presence

Number of retail stores



Sources: EssilorLuxottica's 2022 annual report and Moody's Investors Service

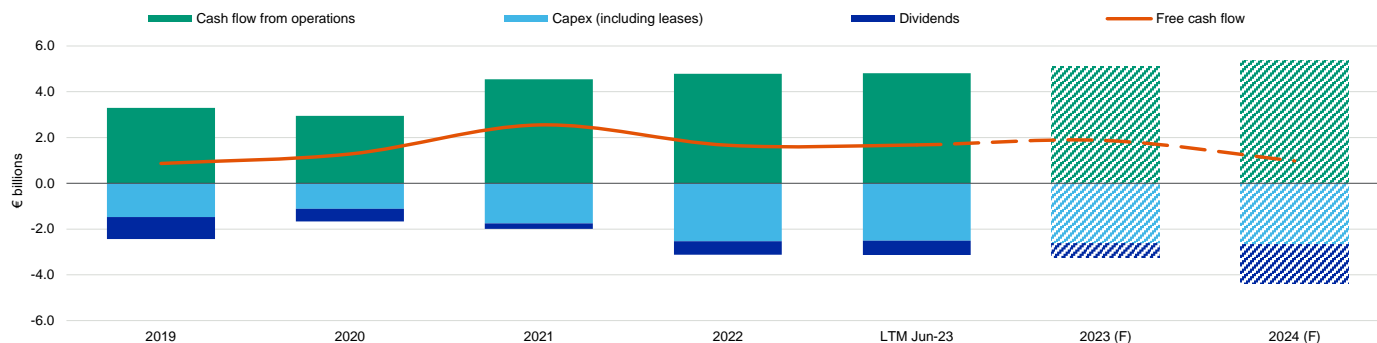
Cash flow generation to remain solid despite increasing challenges

The group has a solid track record of sound operating performance even during economic downturns, supported by its well-diversified geographical footprint and innovation capabilities. During 2022, the company's sales grew by 7.5% on a pro forma basis at constant currency, with adjusted operating profit margin reaching 16.8%, from 16.1% in the previous year. Positive momentum continued into the first half of 2023, with sales growing by 8.2% and an adjusted operating profit margin of 18.3%.

The company's outlook guidance includes annual revenue growth in the mid-single-digit percentages over 2022-26 and an improvement in its adjusted operating profit margin to around 19%-20% over 2026. We expect the company's operating performance to remain solid over the next one to two years, supported by the materialisation of both revenue and cost synergies from the integration of EssilorLuxottica and GrandVision. In particular, GrandVision's sales should benefit from improved price mix. In addition, continued efficiency gains in the industrial operations will offset the effect of cost inflation, especially on wages. As a result, we forecast that EssilorLuxottica's Moody's-adjusted EBITDA will exceed €6.5 billion annually and its annual cash flow from operations (CFO) will be in the €5.1 billion-€5.4 billion range through 2024. This solid cash generation should provide the group with sufficient financial capacity to continue to invest in organic growth and bolt-on acquisitions.

Risks arising from the current macroeconomic environment, with deteriorated consumer sentiment and persistently high inflation, could slow the improvements in EssilorLuxottica's performance. However, we expect the company to be able to withstand such challenges because of its strong cost management capabilities and the essential nature of a large portion of its sold products (i.e., 75% of revenue is derived from vision care products), which supports demand.

Exhibit 6

We expect EssilorLuxottica's cash flow generation to remain solid through 2024**Moody's-adjusted free cash flow**

The forecasts (F) are our opinion and do not represent the views of the issuer.

Source: Moody's Financial Metrics™

Credit metrics will continue to improve

EssilorLuxottica has reduced leverage since the acquisition of GrandVision in 2020, supported by a solid operating performance in recent years. In particular, EssilorLuxottica's Moody's-adjusted debt/EBITDA reached 2.0x in June 2023 (from the peak of 4.7x in 2020) and we forecast the company's leverage will fall below 2.0x over the next one to two years, which strongly positions the rating at the current A2 level.

Despite the absence of a public leverage target or dividend policy, the company is committed to a prudent financial policy, as demonstrated by its decision to postpone dividend payments during the coronavirus pandemic and to pay a scrip dividend over 2020-21 as a cash preservation measure. The group has a track record of supplementing organic growth with acquisitions. Following the acquisition of GrandVision, we deem the likelihood of large, transformative deals to be low. However, we expect the group to maintain its strategy of pursuing bolt-on acquisitions, which, in our base case assumption, is equivalent to annual spending of around €350 million. The company's very sound operating cash flow generation would leave capacity to finance larger acquisitions, up to €500 million-€600 million per year, or pay larger cash dividends. However, larger acquisitions could strain credit metrics.

Revenue concentrated in the eyewear market, despite wide customer and geographical diversification

EssilorLuxottica's revenue remains concentrated in the eyewear market, although this is mitigated by the favourable long-term market trend. The company expects the eye care and eyewear industry to grow at a low-to-mid-single-digit percentage annually over the cycle for the foreseeable future. This growth is driven by favourable underlying demographics, including the ageing population in mature markets, increasing population and improving personal spending power in emerging markets; and premiumisation, for example, because of the increasing penetration of value-added lenses, such as photochromic or progressive lenses. However, the company remains exposed to the softening economic environment because of the discretionary nature of some its products, namely sunglasses; the potential shift in consumer preferences away from more expensive glasses during economic downturns; and the deferral of replacement of some products.

The underpenetration of retail chains as opposed to independent optical stores in a number of markets also offers consolidation opportunities. However, the market remains fragmented, and competitive pressure may increase over time if EssilorLuxottica's competitors make breakthrough innovations, although this risk is mitigated by the group's strong innovation track record.

The company's product concentration is mitigated by its wide customer and geographical diversification. Following the acquisition of GrandVision, EssilorLuxottica's geographical footprint is more balanced because of the reduced exposure to North America, which accounted for 47% of its revenue in 2022. Moreover, EssilorLuxottica is less exposed to licence renewal risk than other eyewear manufacturers because the sales of eyewear are generated mainly by proprietary brands, with the largest licensee agreement (with the Prada group) representing approximately 2% of the company's consolidated revenue.

The risks related to product substitution are limited in the foreseeable future. Contact lenses are increasingly able to address more complex vision impairments. However, the prevailing share of prescription glasses in the developing world, the fact that a portion of

the population still finds it difficult to wear contact lenses and the fact that contact lens wearers normally also have at least one pair of glasses mitigate substitution risks. Similarly, the high cost of refractive surgery and intraocular lenses makes them marginal competitors to EssilorLuxottica's lens business.

In 2023, the company announced the expansion into the hearing aids market through the acquisition of the Israeli start-up Nuance and in-house R&D technologies, with the first products likely to be launched in H2 2024. Although we expect this to have a small impact on the company's performance initially, the expansion into a new segment will offer additional growth potential and business diversification.

ESG considerations

EssilorLuxottica's ESG Credit Impact Score is CIS-2

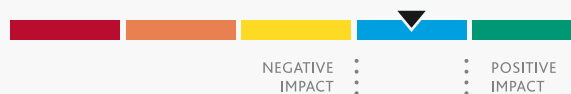
Exhibit 7

ESG Credit Impact Score

CIS-2

Neutral-to-Low

For an issuer scored CIS-2 (Neutral-to-Low), its ESG attributes are overall considered as having a neutral-to-low impact on the current rating; i.e., the overall influence of these attributes on the rating is non-material.



Source: Moody's Investors Service

EssilorLuxottica's **CIS-2** indicates that ESG considerations are not material to the rating. The company faces moderate environmental risk, related to the carbon footprint of the logistics of its retail business, as well as some social risks because some of its products have features similar to health products. These risks are mitigated by the company's solid market position and pricing power. The company has a prudent financial policy and adopted best governance practices.

Exhibit 8

ESG Issuer Profile Scores

ENVIRONMENTAL

E-3

Moderately Negative



SOCIAL

S-3

Moderately Negative



GOVERNANCE

G-2

Neutral-to-Low



Source: Moody's Investors Service

Environmental

E-3. EssilorLuxottica has some exposure to carbon transition risk, reflecting the environmental footprint related to the logistic of its large retail activities, as well as of its manufacturing activities. However, the company's solid market position allows it to pass higher costs stemming from potentially more stringent regulations (for example, carbon taxes) to consumers.

Social

S-3. EssilorLuxottica is exposed to health and safety and customer relations risks, because the ophthalmic lens sector has some features similar to other health products and could therefore be exposed to changes in regulation concerning prices and the reimbursement system. The company also faces some the risks related to privacy and legal issues linked to the use of customer data in its retail business. EssilorLuxottica's exposure to demographic and societal trends reflects on the one hand the challenges for its retail

business stemming from changes in customer behavior, notably the shift to online. On the other hand, this is offset by the secular growth in demand for optical lenses because of aging population with an increased need for visual impairment corrections.

Governance

G-2. EssilorLuxottica has a solid track record of prudent financial policy. The company has always restored its leverage after large acquisitions, also by adjusting its dividend policy. For example, it decided to pay a scrip dividend in 2020-21 as a cash preservation measure. The company adopted some best governance practices, including the presence of independent directors on the board, which mitigates the risks stemming from the company's concentrated ownership, with Delfin (the holding company of Luxottica's founder, Del Vecchio) holding roughly 32% of the capital. Some exposure to compliance and reporting risks reflects the fact that the company is exposed to high scrutiny from local regulators because of its dominant position in some markets, which creates the risk of potential legal proceedings and fines.

ESG Issuer Profile Scores and Credit Impact Scores for the rated entity/transaction are available on Moodys.com. In order to view the latest scores, please click [here](#) to go to the landing page for the entity/transaction on MDC and view the ESG Scores section.

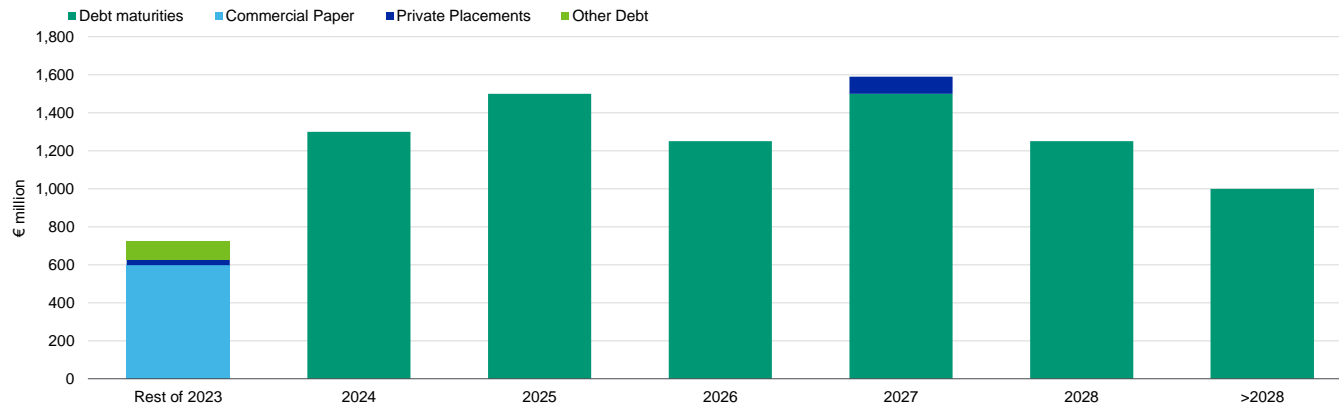
Liquidity analysis

EssilorLuxottica continues to have excellent liquidity, supported by €1.7 billion of cash as of 30 June 2023, with access to €2.3 billion worth of undrawn bank facilities (€1.75 billion under a syndicated revolving credit facility with maturity in 2026, extendible by two years, and the rest under several bilateral facilities). None of these facilities have a financial covenant.

We expect the existing sources of liquidity, together with our expectation of €5.1 billion-€5.4 billion of CFO annually through 2024, to be sufficient to cover the capital spending of around €2.6 billion per year (including leases), dividend payments of €1.5 billion in 2024 and debt maturity of €1.3 billion through year-end 2024.

Exhibit 9

EssilorLuxottica's debt maturity profile



Sources: Company's 2023 interim report and Moody's Investors Service

Methodology and scorecard

The principal methodology used in rating EssilorLuxottica was our [Consumer Durables](#) rating methodology, published in September 2021.

The scorecard-indicated outcome based on our 12-18-month forward view is A1, one notch above the current rating. The current rating reflects some M&A risk and the absence of a public target financial policy.

Exhibit 10

Rating factors

EssilorLuxottica

Consumer Durables Industry Scorecard [1][2]			Current LTM June 2023		Moody's 12-18 Month Forward View As of September 2023 [3]	
Factor 1 : Scale (20%)	Measure	Score	Measure	Score	Measure	Score
a) Total Sales (USD Billion)	\$26.5	Aa	\$27.6 - \$28.8	Aa		
Factor 2 : Business Profile (25%)						
a) Competitive Position	Aa	Aa	Aa	Aa		
b) Brand Strength	A	A	A	A		
Factor 3 : Profitability (5%)						
a) EBIT Margin	13.0%	Baa	13.4% - 13.8%	Baa		
Factor 4 : Leverage and Coverage (35%)						
a) Debt / EBITDA	2.0x	A	1.7x - 1.8x	A		
b) RCF / Net Debt	44.7%	A	40.7% - 49.8%	A		
c) EBIT / Interest Expense	17.2x	Aa	18.5x	Aaa		
Factor 5 : Financial Policy (15%)						
a) Financial Policy	A	A	A	A		
Rating:						
a) Scorecard-Indicated Outcome		A1		A1		
b) Actual Rating Assigned				A2		

(1) All ratios are based on adjusted financial data and incorporate Moody's Global Standard Adjustments for non-financial corporations. (2) As of 30 June 2023. (3) This represents Moody's forward view, not the view of the issuer and, unless noted in the text, does not incorporate significant acquisitions and divestitures.

Source: Moody's Financial Metrics™

Appendix

Exhibit 11

Peer comparison

EssilorLuxottica

(in USD million)	EssilorLuxottica A2 Stable			Abbott Laboratories Aa3 Stable			LVMH Moët Hennessy Louis Vuitton SE A1 Positive			Estée Lauder Companies Inc. (The) A1 Negative			Ralph Lauren Corporation A3 Stable		
	FYE	FYE	LTM	FYE	FYE	LTM	FYE	FYE	LTM	FYE	FYE	FYE	FYE	FYE	LTM
	Dec-21	Dec-22	Jun-23	Dec-21	Dec-22	Jun-23	Dec-21	Dec-22	Jun-23	Jun-21	Jun-22	Jun-23	Apr-22	Apr-23	Jul-23
Revenue	23,450	25,815	26,548	43,075	43,653	40,226	75,976	83,455	88,695	16,215	17,737	15,910	6,219	6,444	6,450
EBITDA	5,879	6,499	6,605	12,666	12,589	10,247	26,221	27,707	29,036	4,108	4,743	3,165	1,382	1,290	1,318
Total Debt	15,997	13,485	13,641	21,620	19,679	19,752	55,594	51,353	56,023	8,639	7,863	10,424	3,505	2,981	2,939
Cash & Cash Equivalents	3,745	2,092	1,842	9,799	9,882	7,835	9,122	7,791	6,704	4,958	3,957	4,029	1,864	1,529	1,607
EBIT margin %	12.6%	13.0%	13.0%	20.4%	20.6%	16.7%	26.4%	25.9%	25.9%	18.9%	20.5%	12.9%	14.1%	12.6%	13.0%
EBIT / Interest Expense	16.4x	17.8x	17.2x	14.5x	13.7x	9.6x	65.8x	50.0x	32.2x	12.9x	15.9x	6.4x	10.9x	10.7x	11.3x
Debt / EBITDA	2.8x	2.0x	2.0x	1.7x	1.6x	1.9x	2.2x	1.8x	1.9x	2.1x	1.7x	3.3x	2.5x	2.3x	2.2x
RCF / Net Debt	35.5%	42.9%	44.7%	71.2%	82.2%	51.1%	32.8%	35.5%	34.5%	74.1%	80.7%	24.0%	61.5%	61.7%	66.3%
FFO / Debt	28.9%	41.0%	43.7%	53.7%	57.8%	48.2%	35.4%	43.5%	43.1%	40.4%	50.9%	23.6%	33.1%	36.7%	36.8%

All figures and ratios are calculated using our estimates and standard adjustments. FYE = Financial year-end. LTM = Last 12 months.

Source: Moody's Financial Metrics™

Exhibit 12

Moody's-adjusted debt breakdown

EssilorLuxottica

	FYE	FYE	FYE	FYE	LTM
(in EUR million)	Dec-19	Dec-20	Dec-21	Dec-22	Jun-23
As Reported Total Debt	9,415	11,895	13,016	12,204	11,747
Pensions	555	484	537	431	431
Non-Standard Adjustments	392	347	514	0	325
Moody's Adjusted Total Debt	10,362	12,726	14,067	12,635	12,503

All figures and ratios are calculated using our standard adjustments.

Source: Moody's Financial Metrics™

Exhibit 13

Moody's-adjusted EBITDA breakdown

EssilorLuxottica

	FYE	FYE	FYE	FYE	LTM
(in EUR million)	Dec-19	Dec-20	Dec-21	Dec-22	Jun-23
As Reported EBITDA	3,853	2,609	4,803	6,158	6,299
Unusual Items - Income Statement	286	103	186	0	0
Pensions	1	6	(20)	8	8
Moody's Adjusted EBITDA	4,140	2,718	4,969	6,166	6,307

All figures and ratios are calculated using our standard adjustments.

Source: Moody's Financial Metrics™

Exhibit 14

Select historical and projected Moody's-adjusted financial data
EssilorLuxottica

	FYE	FYE	FYE	FYE	LTM	FYE	FYE
(in EUR million)	Dec-19	Dec-20	Dec-21	Dec-22	Jun-23	Dec-23 (F)	Dec-24 (F)
INCOME STATEMENT							
Revenue	17,390	14,429	19,820	24,494	25,351	25,973	27,079
EBITDA	4,142	2,718	4,968	6,166	6,307	6,546	6,926
EBIT	1,994	563	2,488	3,196	3,307	3,481	3,731
Interest Expense	186	154	152	179	192	189	202
BALANCE SHEET							
Cash & Cash Equivalents	4,836	8,683	3,293	1,960	1,688	1,706	1,810
Total Debt	10,362	12,726	14,067	12,635	12,503	11,635	12,035
CASH FLOW							
Capital Expenditures	(1,474)	(1,111)	(1,752)	(2,527)	(2,512)	(2,649)	(2,708)
Dividends	(959)	(562)	(243)	(594)	(626)	(600)	(1,690)
Retained Cash Flow (RCF)	2,243	1,789	3,822	4,582	4,836	4,945	4,163
RCF / Debt	21.6%	14.1%	27.2%	36.3%	38.7%	42.5%	34.6%
Free Cash Flow (FCF)	866	1,280	2,550	1,662	1,677	1,896	1,005
FCF / Debt	8.4%	10.1%	18.1%	13.2%	13.4%	16.3%	8.3%
PROFITABILITY							
% Change in Sales (YoY)	60.5%	-17.0%	37.4%	23.6%	10.0%	6.0%	4.3%
EBIT margin %	11.5%	3.9%	12.6%	13.0%	13.0%	13.4%	13.8%
EBITA margin %	17.5%	11.0%	18.3%	18.5%	18.3%	18.8%	19.2%
EBITDA margin %	23.8%	18.8%	25.1%	25.2%	24.9%	25.2%	25.6%
INTEREST COVERAGE							
EBITA / Interest Expense	16.3x	10.3x	23.9x	25.4x	24.2x	25.9x	25.7x
EBITDA / Interest Expense	22.2x	17.7x	32.7x	34.6x	32.8x	34.7x	34.3x
LEVERAGE							
Debt / EBITDA	2.5x	4.7x	2.8x	2.0x	2.0x	1.8x	1.7x
Net Debt / EBITDA	1.3x	1.5x	2.2x	1.7x	1.7x	1.5x	1.5x
Debt / (EBITDA - CAPEX)	3.9x	7.9x	4.5x	3.5x	3.3x	3.0x	2.9x

The forecasts (F) are our opinion and do not represent the views of the issuer. All ratios are based on adjusted financial data and incorporate our Global Standard Adjustments for nonfinancial corporations.

Source: Moody's Financial Metrics™

Ratings

Exhibit 15

Category	Moody's Rating
ESSILORLUXOTTICA	
Outlook	Stable
Issuer Rating	A2
Senior Unsecured	A2
Commercial Paper	P-1
Other Short Term	(P)P-1

Source: Moody's Investors Service

© 2023 Moody's Corporation, Moody's Investors Service, Inc., Moody's Analytics, Inc. and/or their licensors and affiliates (collectively, "MOODY'S"). All rights reserved. CREDIT RATINGS ISSUED BY MOODY'S CREDIT RATINGS AFFILIATES ARE THEIR CURRENT OPINIONS OF THE RELATIVE FUTURE CREDIT RISK OF ENTITIES, CREDIT COMMITMENTS, OR DEBT OR DEBT-LIKE SECURITIES, AND MATERIALS, PRODUCTS, SERVICES AND INFORMATION PUBLISHED BY MOODY'S (COLLECTIVELY, "PUBLICATIONS") MAY INCLUDE SUCH CURRENT OPINIONS. MOODY'S DEFINES CREDIT RISK AS THE RISK THAT AN ENTITY MAY NOT MEET ITS CONTRACTUAL FINANCIAL OBLIGATIONS AS THEY COME DUE AND ANY ESTIMATED FINANCIAL LOSS IN THE EVENT OF DEFAULT OR IMPAIRMENT. SEE APPLICABLE MOODY'S RATING SYMBOLS AND DEFINITIONS PUBLICATION FOR INFORMATION ON THE TYPES OF CONTRACTUAL FINANCIAL OBLIGATIONS ADDRESSED BY MOODY'S CREDIT RATINGS. CREDIT RATINGS DO NOT ADDRESS ANY OTHER RISK, INCLUDING BUT NOT LIMITED TO: LIQUIDITY RISK, MARKET VALUE RISK, OR PRICE VOLATILITY. CREDIT RATINGS, NON-CREDIT ASSESSMENTS ("ASSESSMENTS"), AND OTHER OPINIONS INCLUDED IN MOODY'S PUBLICATIONS ARE NOT STATEMENTS OF CURRENT OR HISTORICAL FACT. MOODY'S PUBLICATIONS MAY ALSO INCLUDE QUANTITATIVE MODEL-BASED ESTIMATES OF CREDIT RISK AND RELATED OPINIONS OR COMMENTARY PUBLISHED BY MOODY'S ANALYTICS, INC. AND/OR ITS AFFILIATES. MOODY'S CREDIT RATINGS, ASSESSMENTS, OTHER OPINIONS AND PUBLICATIONS DO NOT CONSTITUTE OR PROVIDE INVESTMENT OR FINANCIAL ADVICE, AND MOODY'S CREDIT RATINGS, ASSESSMENTS, OTHER OPINIONS AND PUBLICATIONS ARE NOT AND DO NOT PROVIDE RECOMMENDATIONS TO PURCHASE, SELL, OR HOLD PARTICULAR SECURITIES. MOODY'S CREDIT RATINGS, ASSESSMENTS, OTHER OPINIONS AND PUBLICATIONS DO NOT COMMENT ON THE SUITABILITY OF AN INVESTMENT FOR ANY PARTICULAR INVESTOR. MOODY'S ISSUES ITS CREDIT RATINGS, ASSESSMENTS AND OTHER OPINIONS AND PUBLISHES ITS PUBLICATIONS WITH THE EXPECTATION AND UNDERSTANDING THAT EACH INVESTOR WILL, WITH DUE CARE, MAKE ITS OWN STUDY AND EVALUATION OF EACH SECURITY THAT IS UNDER CONSIDERATION FOR PURCHASE, HOLDING, OR SALE.

MOODY'S CREDIT RATINGS, ASSESSMENTS, OTHER OPINIONS, AND PUBLICATIONS ARE NOT INTENDED FOR USE BY RETAIL INVESTORS AND IT WOULD BE RECKLESS AND INAPPROPRIATE FOR RETAIL INVESTORS TO USE MOODY'S CREDIT RATINGS, ASSESSMENTS, OTHER OPINIONS OR PUBLICATIONS WHEN MAKING AN INVESTMENT DECISION. IF IN DOUBT YOU SHOULD CONTACT YOUR FINANCIAL OR OTHER PROFESSIONAL ADVISER.

ALL INFORMATION CONTAINED HEREIN IS PROTECTED BY LAW, INCLUDING BUT NOT LIMITED TO, COPYRIGHT LAW, AND NONE OF SUCH INFORMATION MAY BE COPIED OR OTHERWISE REPRODUCED, REPACKAGED, FURTHER TRANSMITTED, TRANSFERRED, DISSEMINATED, REDISTRIBUTED OR RESOLD, OR STORED FOR SUBSEQUENT USE FOR ANY SUCH PURPOSE, IN WHOLE OR IN PART, IN ANY FORM OR MANNER OR BY ANY MEANS WHATSOEVER, BY ANY PERSON WITHOUT MOODY'S PRIOR WRITTEN CONSENT.

MOODY'S CREDIT RATINGS, ASSESSMENTS, OTHER OPINIONS AND PUBLICATIONS ARE NOT INTENDED FOR USE BY ANY PERSON AS A BENCHMARK AS THAT TERM IS DEFINED FOR REGULATORY PURPOSES AND MUST NOT BE USED IN ANY WAY THAT COULD RESULT IN THEM BEING CONSIDERED A BENCHMARK.

All information contained herein is obtained by MOODY'S from sources believed by it to be accurate and reliable. Because of the possibility of human or mechanical error as well as other factors, however, all information contained herein is provided "AS IS" without warranty of any kind. MOODY'S adopts all necessary measures so that the information it uses in assigning a credit rating is of sufficient quality and from sources MOODY'S considers to be reliable including, when appropriate, independent third-party sources. However, MOODY'S is not an auditor and cannot in every instance independently verify or validate information received in the credit rating process or in preparing its Publications.

To the extent permitted by law, MOODY'S and its directors, officers, employees, agents, representatives, licensors and suppliers disclaim liability to any person or entity for any indirect, special, consequential, or incidental losses or damages whatsoever arising from or in connection with the information contained herein or the use of or inability to use any such information, even if MOODY'S or any of its directors, officers, employees, agents, representatives, licensors or suppliers is advised in advance of the possibility of such losses or damages, including but not limited to: (a) any loss of present or prospective profits or (b) any loss or damage arising where the relevant financial instrument is not the subject of a particular credit rating assigned by MOODY'S.

To the extent permitted by law, MOODY'S and its directors, officers, employees, agents, representatives, licensors and suppliers disclaim liability for any direct or compensatory losses or damages caused to any person or entity, including but not limited to by any negligence (but excluding fraud, willful misconduct or any other type of liability that, for the avoidance of doubt, by law cannot be excluded) on the part of, or any contingency within or beyond the control of, MOODY'S or any of its directors, officers, employees, agents, representatives, licensors or suppliers, arising from or in connection with the information contained herein or the use of or inability to use any such information.

NO WARRANTY, EXPRESS OR IMPLIED, AS TO THE ACCURACY, TIMELINESS, COMPLETENESS, MERCHANTABILITY OR FITNESS FOR ANY PARTICULAR PURPOSE OF ANY CREDIT RATING, ASSESSMENT, OTHER OPINION OR INFORMATION IS GIVEN OR MADE BY MOODY'S IN ANY FORM OR MANNER WHATSOEVER.

Moody's Investors Service, Inc., a wholly-owned credit rating agency subsidiary of Moody's Corporation ("MCO"), hereby discloses that most issuers of debt securities (including corporate and municipal bonds, debentures, notes and commercial paper) and preferred stock rated by Moody's Investors Service, Inc. have, prior to assignment of any credit rating, agreed to pay to Moody's Investors Service, Inc. for credit ratings opinions and services rendered by it fees ranging from \$1,000 to approximately \$5,000,000. MCO and Moody's Investors Service also maintain policies and procedures to address the independence of Moody's Investors Service credit ratings and credit rating processes. Information regarding certain affiliations that may exist between directors of MCO and rated entities, and between entities who hold credit ratings from Moody's Investors Service, Inc. and have also publicly reported to the SEC an ownership interest in MCO of more than 5%, is posted annually at www.moodys.com under the heading "Investor Relations — Corporate Governance — Charter Documents - Director and Shareholder Affiliation Policy."

Additional terms for Australia only: Any publication into Australia of this document is pursuant to the Australian Financial Services License of MOODY'S affiliate, Moody's Investors Service Pty Limited ABN 61 003 399 657 AFSL 336969 and/or Moody's Analytics Australia Pty Ltd ABN 94 105 136 972 AFSL 383569 (as applicable). This document is intended to be provided only to "wholesale clients" within the meaning of section 761G of the Corporations Act 2001. By continuing to access this document from within Australia, you represent to MOODY'S that you are, or are accessing the document as a representative of, a "wholesale client" and that neither you nor the entity you represent will directly or indirectly disseminate this document or its contents to "retail clients" within the meaning of section 761G of the Corporations Act 2001. MOODY'S credit rating is an opinion as to the creditworthiness of a debt obligation of the issuer, not on the equity securities of the issuer or any form of security that is available to retail investors.

Additional terms for Japan only: Moody's Japan K.K. ("MJKK") is a wholly-owned credit rating agency subsidiary of Moody's Group Japan G.K., which is wholly-owned by Moody's Overseas Holdings Inc., a wholly-owned subsidiary of MCO. Moody's SF Japan K.K. ("MSFJ") is a wholly-owned credit rating agency subsidiary of MJKK. MSFJ is not a Nationally Recognized Statistical Rating Organization ("NRSRO"). Therefore, credit ratings assigned by MSFJ are Non-NRSRO Credit Ratings. Non-NRSRO Credit Ratings are assigned by an entity that is not a NRSRO and, consequently, the rated obligation will not qualify for certain types of treatment under U.S. laws. MJKK and MSFJ are credit rating agencies registered with the Japan Financial Services Agency and their registration numbers are FSA Commissioner (Ratings) No. 2 and 3 respectively.

MJKK or MSFJ (as applicable) hereby disclose that most issuers of debt securities (including corporate and municipal bonds, debentures, notes and commercial paper) and preferred stock rated by MJKK or MSFJ (as applicable) have, prior to assignment of any credit rating, agreed to pay to MJKK or MSFJ (as applicable) for credit ratings opinions and services rendered by it fees ranging from JPY100,000 to approximately JPY550,000,000.

MJKK and MSFJ also maintain policies and procedures to address Japanese regulatory requirements.

REPORT NUMBER

1378594

CLIENT SERVICES

Americas	1-212-553-1653
Asia Pacific	852-3551-3077
Japan	81-3-5408-4100
EMEA	44-20-7772-5454