EssilorLuxottica at a glance

MISSION

Empowering humans.

Shape the future of vision, where our eyes become a powerful gateway to maximizing human potential

Eliminate uncorrected poor vision in one generation by increasing awareness and access

Provided **>1 billion*** people with permanent access to vision care

Created **~37,900*** rural optical points

Equipped **>100 million*** people in need with eyeglasses

ONESIGHT
EssilorLuxottica Foundation

* since 2013

STRATEGY

Wearables & AI-powered digital innovation

Enhancing quality of life and human connections, transforming the way we experience the world

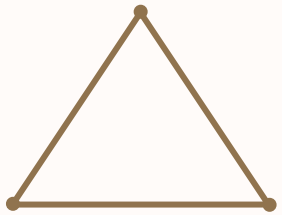

Med-tech

Improving lives globally through advanced medical technologies and an expanding array of clinical care offerings

Iconic brands

Accelerating the adoption of groundbreaking technologies, combining innovation with desirability and cultural relevance

ASSETS[1]

Global footprint
Balanced exposure

Revenue by geography

45% North America
38% EMEA
5% Latin America
12% Asia-Pacific

Supply chain
Scale & proximity

47 Mass production facilities
555 Prescription labs & edging-mounting facilities
102 Distribution centers

Innovation
Top spender in R&D

>16,500 Patents & designs
>3,500 New eyewear models / year

Brand portfolio
All product & price ranges

>150 Brands
~7,000 Years heritage

1990 Transitions
1975 Oakley
1961 Ray-Ban
1959 Varilux
1937 Persol
1849 Vogue eyewear

People
Diversity

>200,000 in >150 countries

Go-to-market
Multi/omni-channel

Professional Solutions: Wholesale — >150 Countries

Direct to Consumer: B&M — 17,750 Stores, 13,684 DOS, 4,066 non-DOS; E-com — 71 E-com banners; MVC — ~85mn Lives

KEY FINANCIALS[1]

€28.5bn	**€4.5bn**	**15.7%**	**€3.2bn**
Revenue	*Operating profit[2]*	*Operating margin[2]*	*Group net income[2]*
€2.8bn	**€10.9bn**	**5.4%**	**€4.00**
Free cash flow	*Net debt[3]*	*Capex/ revenue*	*Dividend per share[4]*

PERFORMANCE INDICATORS[1]

Revenue by geography

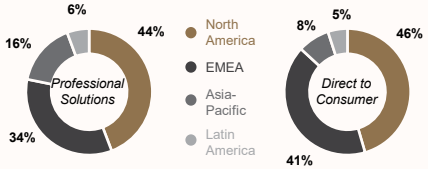

Revenue by product

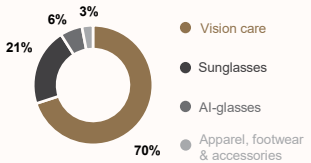

Revenue by segment

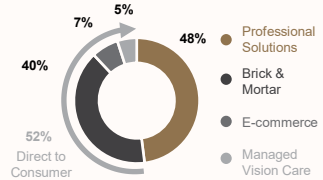

By currency



People

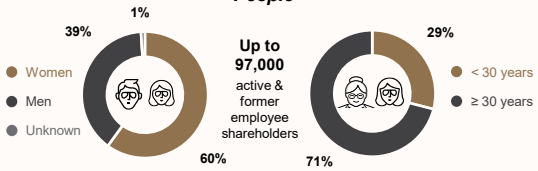

Production output

572mn	**183mn**	**113mn**	**218mn**
Prescription lenses	*Plano sun lenses*	*Prescription & sunglasses frames*	*Lenses surfaced[5]*

Stores

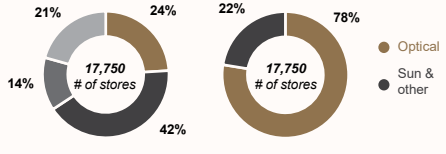

[1] 2025 data | [2] Adjusted measures | [3] Incl. lease liabilities of €3.6bn | [4] Proposed | [5] Owned or partner laboratories (excluding coating and edging activities)